
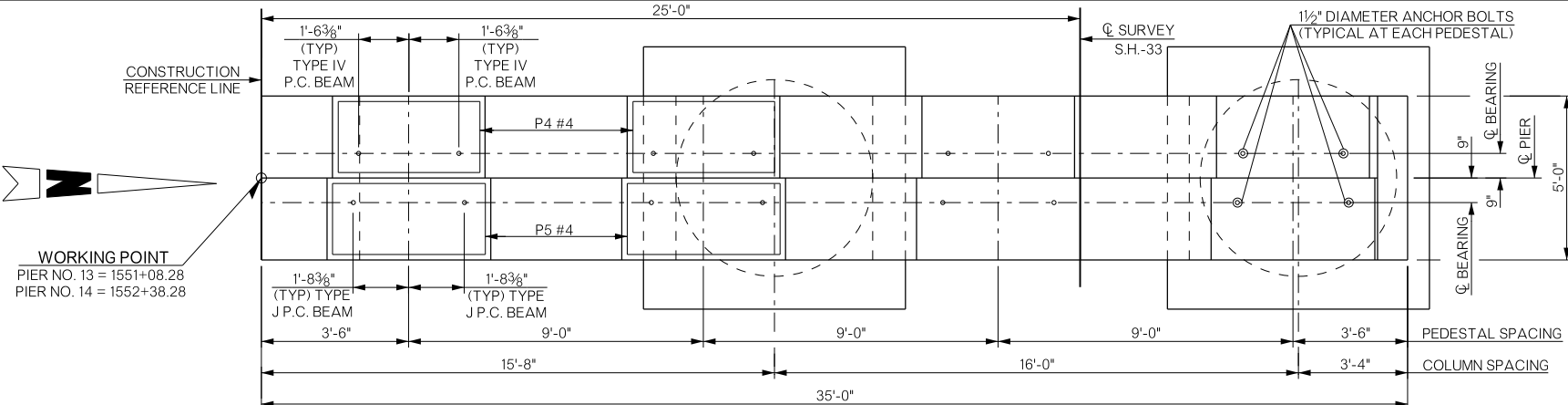
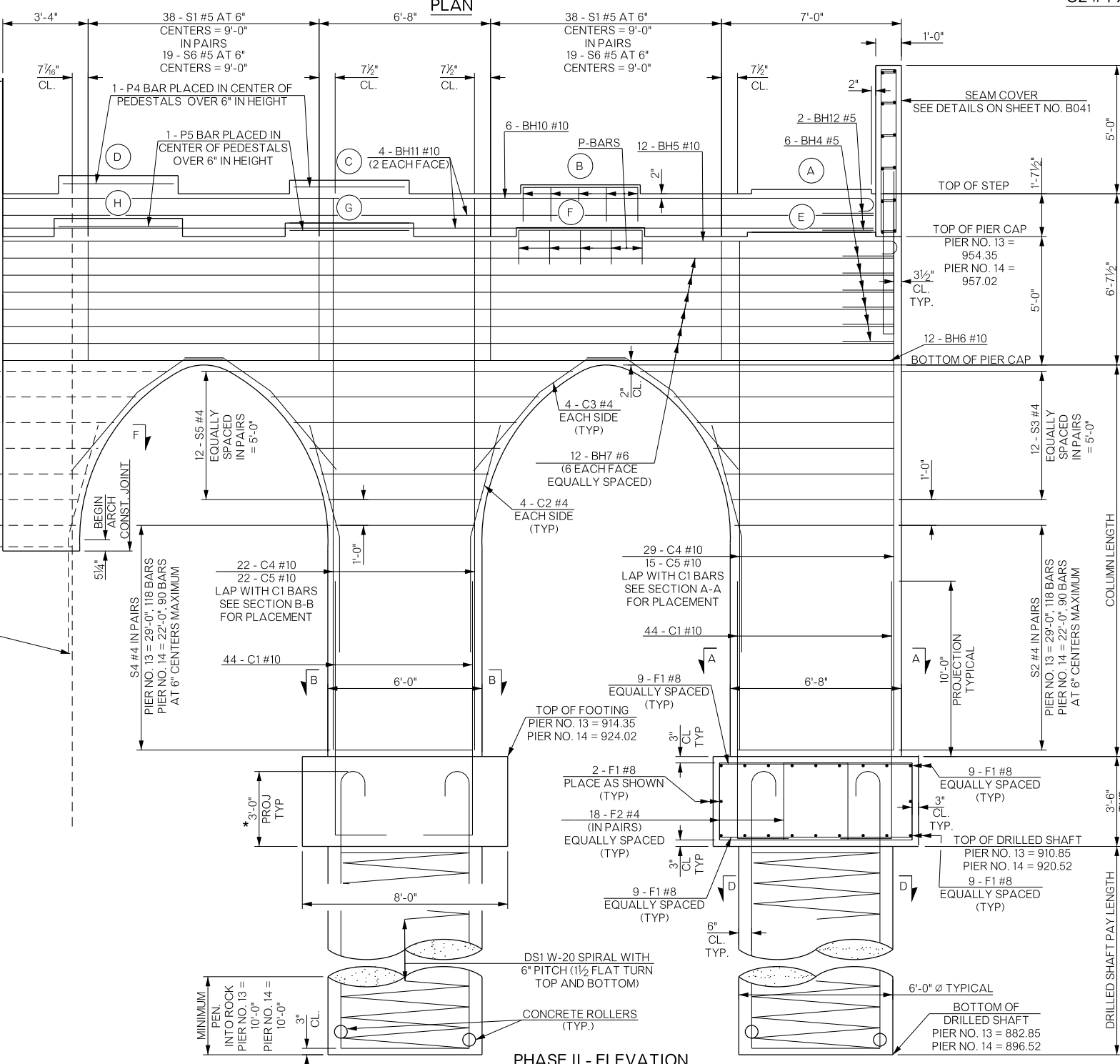


REVISIONS		
REV. NO.	DESCRIPTION	DATE



BH1 #10 X 37'-1"  
 BH5 #10 X 36'-3"  
 BH8 #10 X 36'-3"  
 BH10 #10 X 35'-3"  
 D1 #11 X 32'-3" (PIER NO. 13)  
 D1 #11 X 28'-3" (PIER NO. 14)



NOTES: \* ANY PROJECTED LENGTH PAST TOP OF DRILLED SHAFT SHALL NOT BE CONSIDERED ADDITIONAL PAY LENGTH FOR DRILLED SHAFT

PENETRATING WATER REPELLENT TREATMENT SHALL BE APPLIED TO THE TOP OF THE PIER CAP, TOP OF SEAM COVER, INCLUDING ALL SURFACES OF THE PEDESTALS, ALL VERTICAL FACES OF THE PIER CAP AND SEAM COVER.

ALL EDGES OF PIER CAP SHALL HAVE A 1 1/2" CHAMFER EXCEPT FOR PEDESTAL EDGES WHICH SHALL HAVE A 3/4" CHAMFER.

FOR ARCH FORMING DATA, SEE SHEET B035.

FOR DETAILS OF PEDESTALS, SEE SHEET B041.

FOR DETAILS OF ROLLER INSTALLATION AND ROLLER PLACEMENT, SEE SHEET B044.

FOR DETAILS OF SPIRAL REINFORCING SPLICE, SEE SHEET B044.

FOR DETAILS OF PIER AESTHETIC TREATMENTS, SEE SHEET B045.

FOR DETAILS NOT SHOWN ON THIS SHEET, SEE SHEETS B041 - B044.

F2 #4 X 16'-11"  
 S1 #5 X 15'-9"  
 S2 #4 X 18'-1"  
 S3 #4 X 16'-10" AVG  
 S4 #4 X 17'-1"  
 S5 #4 X 22'-11" AVG  
 P4 #4 X 13'-11"  
 P5 #4 X 14'-7"

BRIDGE "A" SH-33 OVER COTTONWOOD CREEK  LOGAN COUNTY	Design	GT	11/15
	Detail	TIS	2/16
	Check	TT	8/16
DETAILS OF PIERS NO. 13 & 14 (SHEET 2 OF 4)		Squad: PEARSON Engr: HERNANDEZ	
STATE OF OKLAHOMA	DEPARTMENT OF TRANSPORTATION	JOB/PIECE NO. 21860(04)	SHEET NO. B042